

**Diazircon crown cutter**



\*Example

**CONTENT OVERVIEW**

1.	User group .....	2
2.	Target patient group .....	2
3.	Materials / Components.....	2
4.	Product description .....	2
5.	Indication .....	2
6.	Contraindication .....	2
7.	Application mode.....	2
8.	Speed specification .....	2
9.	Frequency benchmark for the application of rotary instruments.....	3
10.	Reprocessing.....	3
11.	Storage.....	3
12.	Protective measures / Warnings .....	3
13.	Residual risks .....	3
14.	Traceability .....	3
15.	Disposal .....	3
16.	Notification to competent authorities .....	3
17.	Explanation of symbols .....	4

**Diazircon crown cutter**

**1. User group**

The instruments may only be used by appropriately qualified personnel in dental surgery or clinics.

- Dentist
- Maxillo-facial surgeons / dental/oral surgeons

**2. Target patient group**

Patients with dental medical indications in the area of the described indications and applications.

**3. Materials / Components**

- Medical grade steel instruments (corrosion-resistant steel, martensitic / CrS) with diamond coating
  - Even two-layer coating with natural diamond
- Instrument with medical grade steel mandrel and working piece (corrosion-resistant steel, martensitic / CrS) with diamond coating
  - Even two-layer coating with natural diamond

*Additional coating: gold plated working piece and shank*

**4. Product description**

Diazircon crown cutters are intended for separating all full-ceramic crowns and bridges, especially zirconia. They offer extremely high cutting efficiency and are suitable for multiple-use. Shape and diamond coating are designed for optimized cooling which can prevent the risk of pulp damage due to heat development during the cutting process.

**5. Indication**

- Removal of dental restorations (crowns and bridges) made of zirconia or full-ceramics, e.g. lithium disilicate

**6. Contraindication**

- The instruments may not be used for any other than the described indication or application area.
- Excessive temperatures due to insufficient water cooling must be avoided (possible damage of pulp)
- The indicated speed may not be exceeded (risk of fracture/injury)
- Jamming or using the instrument as a lever must be avoided (risk of fracture/injury)
- Contact with soft tissue must be avoided (high risk of injury)

**7. Application mode**

- The instruments must be inserted and locked into the chuck of the turbine / handpiece as deeply as possible. (If clamping is too short, there is a risk of injury!)
- For best results observe the recommended speeds as per the attached chart
- Insert the instrument into the mouth prior to rotation to avoid risk of injury
- Instrument must be rotating before touching the tooth or the dental material
- We recommend water cooling of min. 150ml/min as the disc diameter is larger than 3,1 mm
- Contact pressure and speed (rpm) depend on the material (tooth hardness, etc.) and the drive unit. Contact pressure and speed (rpm) are inversely related, i.e. the higher the speed the lower the pressure. Please observe the instructions for use and recommendations of the handpiece or turbine manufacturer.
- Once crown/bridge structures are cut to app. 50% the structures can easily be removed by cracking the crown

**8. Speed specification**

**Maximum speed for Diazircon crown cutter**

Connection type	Instrument	Speed
CA/HP	Diazircon crown cutter	15' – 25.000 rpm

**Diazircon crown cutter****9. Frequency benchmark for the application of rotary instruments**

The following values serve as a reference only; the actual service life may differ depending on the application, usage and material but must not exceed the maximum number of reprocessing cycles.


- Diamond instruments **30x**

**10. Reprocessing**

For reprocessing (cleaning, disinfection and sterilization) see the separate instructions for reprocessing.

**11. Storage**

- Do not store instruments in plastic pouches (damaged pouches can cause contamination of the instruments)
- Store in dry conditions

**12. Protective measures / Warnings**

Protect yourself by wearing appropriate protective gear (gloves, goggles, mask)

**13. Residual risks**

Possible residual risks are fracture or deformation due to gross faulty handling or contamination due to inappropriate sterilization which may lead to harm of the patient, user or third persons.

The diamonds of Diazircon crown cutter are embedded into a nickel layer. Using diamond instruments whose diamond coating has already been used up or disappeared may result in an intro-oral nickel contamination resulting in possible sensitive reactions of the patient. No allergic reactions have been reported when instruments are used correctly.

In addition, there are the following further residual risks with regard to possible foreseeable application errors, which may result in harm to the patient:

- Incorrect use of speed (too low/too high)
- Contraindicated applications
- Missing / insufficient water cooling

These residual risks are highly unlikely and are not expected in case of appropriate use and handling over the lifecycle of the instrument.

**14. Traceability**

We recommend keeping the original packaging over the entire lifetime of the instrument in order to ensure traceability via the lot number.

**15. Disposal**

Used and/or defective instruments need to be sterilized before disposal to avoid transmission of germs. Please be careful with sharp edges or tips.

After sterilization instruments can be discarded with general clinical waste.

**16. Notification to competent authorities**

Competent national authorities and the manufacturer need to be notified about all serious incidents occurring in the context of the product without delay.



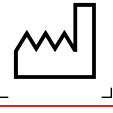

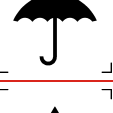
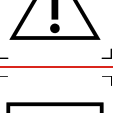
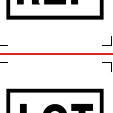




**DIASWISS S.A.**  
Rte de St Cergue 293  
CH-1260 Nyon  
Switzerland



**Diazircon crown cutter**

**17. Explanation of symbols**

Pictogram	Standard / Directive	Explanation
	EU RL 93/42/EEC (MDD)	Confirmation of product conformity in relation to the European directive mentioned as well as the identification number of a notified body that has confirmed this product conformity.
	DIN EN ISO 15223-1 (Reference number 5.1.1)	Manufacturer
	DIN EN ISO 15223-1 (Reference number 5.1.3)	Date of manufacture
	DIN EN ISO 15223-1 (Reference number 5.4.3)	Consult instructions for use
	DIN EN ISO 15223-1 (Reference number 5.3.4)	Keep dry
	DIN EN ISO 15223-1 (Reference number 5.4.4)	Caution, consult accompanying documents
	DIN EN ISO 15223-1 (Reference number 5.1.6)	Catalogue number
	DIN EN ISO 15223-1 (Reference number 5.1.5)	Batch code
	-	Reference to a medical device